

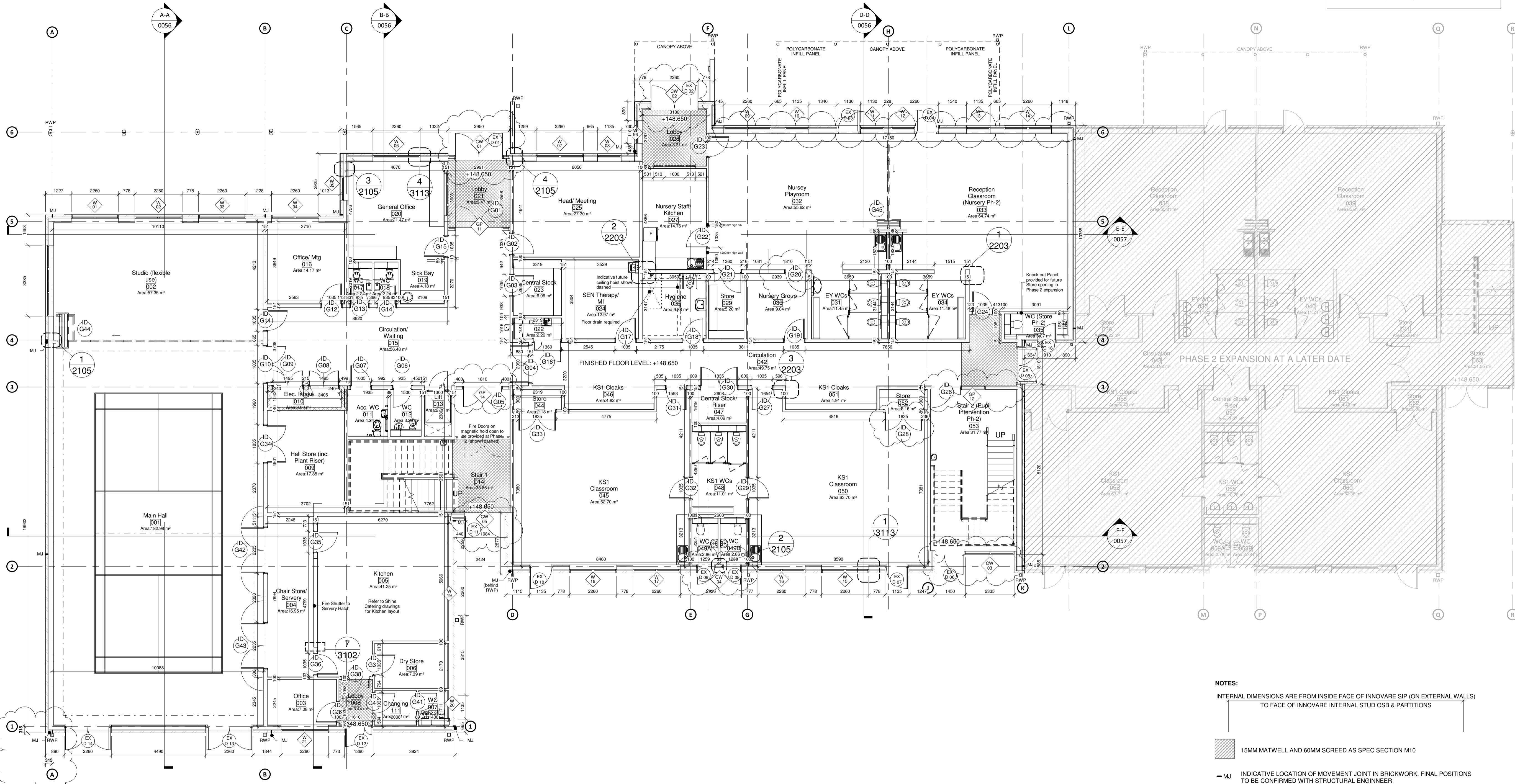
**NOTES:**  
 All **STRUCTURAL ELEMENTS & DETAILS** including brickwork support, ties, movement joints etc are subject to confirmation by Structural Engineer

With GSS specification items, **ONLY NON-COMBUSTIBLE** insulation is to be used in the external building envelope.

Do not scale from this drawing for construction or acquisition purposes. Responsibility is not accepted for errors made by others in scaling from this drawing. All construction information must be taken from figured dimensions only. All dimensions and levels must be checked on site and discrepancies between drawings and specification must be reported to GSSArchitecture.  
 © Copyright GSSArchitecture

Ordnance Survey © Crown Copyright 2017. All rights reserved. Licence number GSS 100017356.

Map Data Copyright 2017 Google.



Rev.	Date	Drawn	Check	Description
C06	10/09/18	MU	CC	Setting out dims provided, ext. wall realigned to correct position, ID G28 width reduced and pier added to Elec. intake room and curtain wall/glazed partition profiles updated
C05	30/08/18	JT	CC	Int door SO adjusted, glazed screens reduced in size VE, Servery doors revised VE, Stair 1 revised, CW05 reduced in length, Electrics blockwork revised fireproof additional SHS, ext column added Grid C, IDG26 Handed & note added re-structural items & insulation. RWP omitted to canopy.

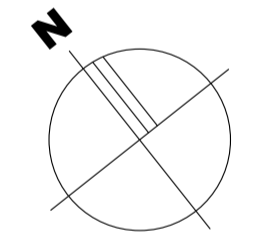
Rev. Date Drawn Check Description

**MORGAN SINDALL**

**GSSarchitecture**

EXCHANGE HOUSE, 494 MIDSUMMER BOULEVARD,  
 MILTON KEYNES, MK9 2EA  
 Telephone: 01908 255 620. Email: gss@gotch.co.uk,  
 Web: www.gssarchitecture.com

Gloucester: 01452 525 019, Kettering: 01536 513 165,  
 Harrogate: 01423 815 121, Newcastle: 01913 898 917



- NOTES:**
- INTERNAL DIMENSIONS ARE FROM INSIDE FACE OF INNOVARE SIP (ON EXTERNAL WALLS) TO FACE OF INNOVARE INTERNAL STUD OSB & PARTITIONS
  - 15MM MATWELL AND 60MM SCREED AS SPEC SECTION M10
  - MJ INDICATIVE LOCATION OF MOVEMENT JOINT IN BRICKWORK. FINAL POSITIONS TO BE CONFIRMED WITH STRUCTURAL ENGINEER
  - FOR FF&E DETAILS REFER TO SPECIALIST FF&E DRAWINGS

**CONSTRUCTION ISSUE**

**Project Title:**  
 Abbey View Primary Academy

**Client:**  
 Morgan Sindall

**Drawing Title:**  
 Proposed Ground Floor Plan

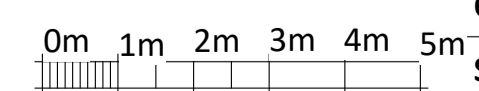
**File Number:** 53V006

**Drawn By:** MU

**Checked By:** CC **Date:** 04/05/18

**Scale@A1:** 1 : 100 **Rev:** C06

**Dwg No:** 53V006-GSS-V1-GF-DR-A-0045



VISUAL SCALE 1:100 @ A1